

ACCESS ANDRITZ DOCUPEDIA

Based on changes in the authentication a few steps are required to use our latest Andritz Docupedia. Please follow these steps and you will be able to use it as soon as possible.

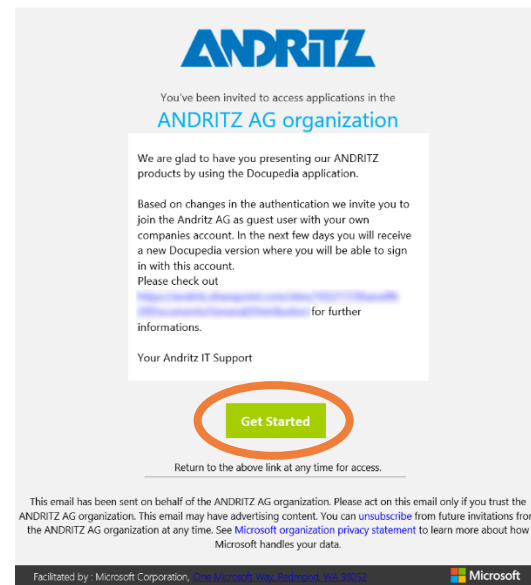
1 INVITATION MAIL

You should have received an invitation mail to join the ANDRITZ AG organization.

Click on **Get Started**

If you haven't received any mail, please request access using the following link or ask your Docupedia contact person.

<https://docupedia.andritz.com/#technicalSupport>



2.a EXISTING USERS

The new authentication method allows you to use your existing Office365 / Microsoft Work Account to sign in. In that case you will be asked for your password.

Please **enter your company's password** and click on **Sign in**.

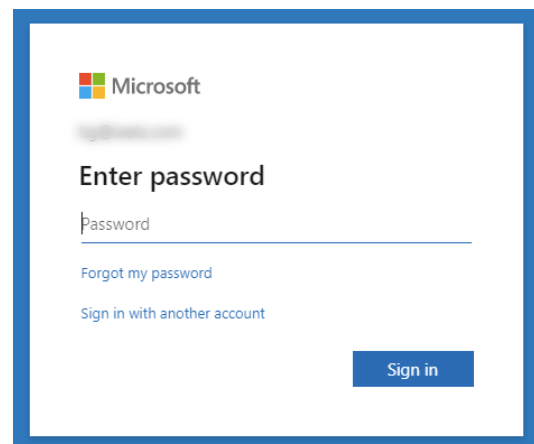
@ External Representatives

!!Attention!! This password is most likely not your password that you currently use to sign in to Docupedia.

@ Colleagues from Schuler Group

Please check out the displayed username as this will be the username you need to use to sign in to Docupedia starting at Version 20.1.

It should be: <Windows Username>@schulergroup.com



2.b NEW USERS

If you do not have an Office365 / Microsoft Work Account, you will be asked to create a new one.

Please follow the described steps.

If you already have an existing Office 365 / Microsoft Work Account but you received your invitation at a different address, please request a move to your existing account to be able to sign in as easy as possible.

<https://docupedia.andritz.com/#technicalSupport>

!!Attention!! Keep your password secure as you are responsible for your account. This one is not managed by Andritz AG.

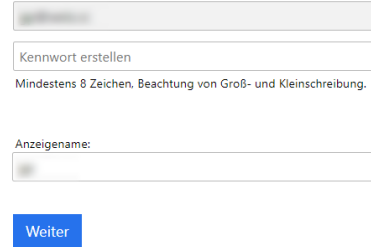
3 ACCEPT CONNECTION

After a successful login you will be asked to share your basic account information with Andritz AG to be able to login to our applications especially in to Docupedia.

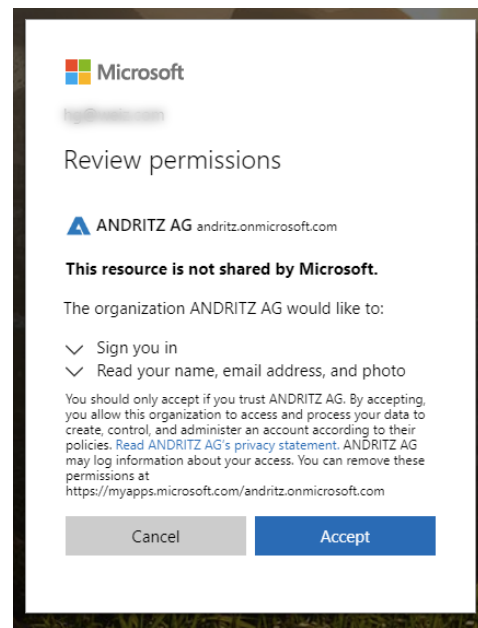
Click on **Accept**

Microsoft-Konto einrichten

Sie verwenden dieses, um auf Ressourcen in der Organisation von ANDRITZ AG und auf Anwendungen von Microsoft zuzugreifen.



The screenshot shows a Microsoft account creation form. It includes a text input field for an email address, a password creation field with the label 'Kennwort erstellen' and a note 'Mindestens 8 Zeichen, Beachtung von Groß- und Kleinschreibung.', and an 'Anzeigename:' field. A blue 'Weiter' button is located at the bottom.



4 DONE

That's it.

You will be redirected to your profile page and you should see "ANDRITZ AG" within your Organizations.

Starting with Docupedia Version 20.1 you will be able to sign in using this account.

You will be informed about the new version as soon as it is available.

Additionally, you can check out the following link where you as our external partner are able to download the latest version:

<https://docupedia.andritz.com/>

